

TREASURE HUNT: the SULTAN'S DIAMOND



We know where you
can find the diamond.
Let us help!



ARE YOU READY?


You need:


- * This sheet (info and map).
- * A pen or pencil.
- * A smartphone or tablet.

You need to be here:


- * Train World
Place Princesse Elisabeth 5
1030 Schaerbeek

GETTING READY

1. **DOWNLOAD** the **Heritage App** on your device
via the App Store or Google Play Store. 
2. **SET** **Treasure Hunt: the Sultan's Diamond** on your device.
There are two ways you can do this:

- * OPEN  in the app.
Scan this QR code
and tap Download.



- OR
- * OPEN  in the app.
Look for the tour in the list
and tap Download.





download
successful!



scanner

keypad

3. **TEST** these buttons:

- * Choose  in the app and tap  + 
- * Choose  in the app and scan the diamond on this page.

4. **READY** to go!
Now look at the hunt map.

2. HUNT MAP

START

in the large TICKETING HALL

Pick

in the app and tap

1

+

OK

Now look at your screen.

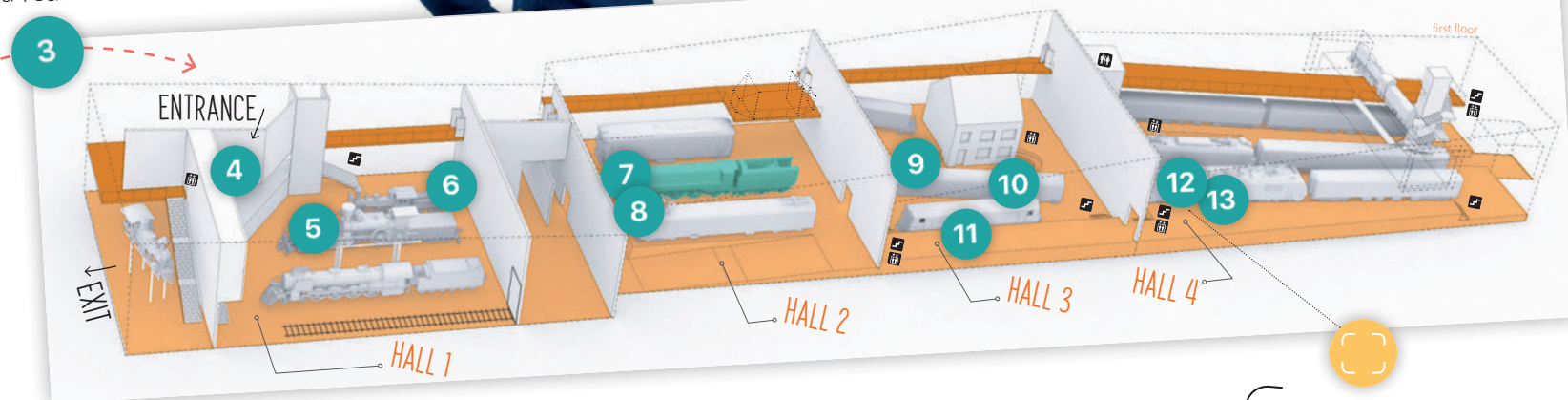
Then you see 2. Carry on until you reach 13.

TREASURE HUNT:

the SULTAN'S DIAMOND



TRAIN WORLD BUILDING 1



TRAIN WORLD BUILDING 2

TRAIN TICKET

- N° 054871 -

DEPARTURE:

I S T A N B U L

NAME OF TRAIN:

3

1

2

8

6

4

8

9

0

1

8

*

*

DESTINATION:

PASSENGER:

Sultanwdbli

COACH No.

7 D

SEAT No.

C

TRAIN TICKET OF THE SULTAN



C O D E

?